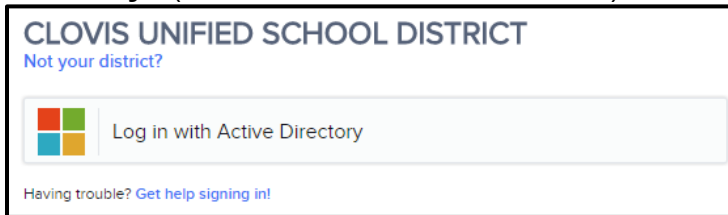


Clever Portal Sign in for Students @ Home

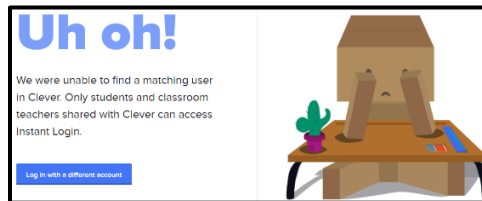
On a student owned computer; iPad; or to logon from home

- Since students **don't** log into the computer/iPad with their Active Directory credentials, they will have to enter their username and passwords for each application.

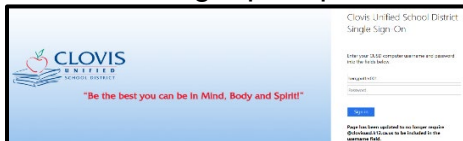
1. Students will go to **clever.cusd.com** and click on **“Log in with Active Directory”** (best with the Chrome Browser)



2. Since students **don't** log into the computer/iPad with their Active Directory credentials, they **may** get a page similar to below. Click on **“Log In with a different account”**. (Or skip to step 3)



3. Students will get prompted with the screen below.



4. Students will enter their **Active Directory credentials**.
(Ex.Username – firstlastname001; Password- FIRSTINITIALlastinitialStudentID#).
(johnnyappleseed001; Ja150012345)

Students will click **“Sign In”** and will be logged into their respective Clever accounts.

